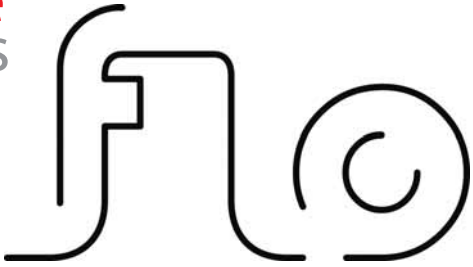


active
ergonomics



with everyone in mind



SEAT DEPTH



SEAT HEIGHT



not everyone eats meat not everyone is right handed

NOT EVERYONE is 5'3 to 6'1

not everyone has a healthy back

not everyone finds work a walk in the park



100% fit
with the widest range of adjustment



flo is a chair designed
for maximum fit,

with minimum fuss and an uncomplicated set-up

Flo is perfect for those who are struggling with back or other occupational health issues. The chair has all the credentials to ensure best practise in terms of rehabilitation.

75%

of the working population

are chair bound for more than 6 hours each day



we're all different


shapes and sizes

Most office chairs are designed to conform to standards and anthropometric data which is arguably out of date. The problem is made worse when workstations are shared. Dimensional misfit and lack of movement can accelerate the onset of fatigue.

an accessible training guide

and inbuilt indexing system to record

individual settings, allows the chair to be shared and/or re-set if someone else uses it. Easy to reach controls and a purpose designed compartment for the lumbar pump, ensures a hassle free set-up.





support
isn't just in the chair

Finding a solution to occupational health issues can be a stressful, costly and protracted process. Online self-assessment ensures swift analysis of your individual needs and access to our trained advisors if required.

ergonomic confidence

Three years of research and development

has culminated in a product and process designed to shift the status quo. Multiple adjustment range means Flo is easier to specify.

pragmatic ergonomics

under pinning the design are based on sound proven principles.

Cutting out the red tape and simplifying the options, without distancing experts in the field, helps us to achieve agile, accurate sourcing and installation of appropriate solutions for those in need.

under the bonnet

Moulded seat cushion, for additional support and memory foam dual hardness sitting zone to cradle the pelvis avoid pressure hot spots and reduce the feeling of slipping forward.

8° forward tilt on the seat in the upright position, to help promote a healthy, balanced posture.

Height, angle and depth adjustment on the backrest, with built in lumbar pump for accurate fit.

Up to 100mm of adjustment in every direction for maximum fit.

Free floating robust mechanism with non-synchro seat to back relationship for controlled recline.

4-D adjustable arms with PU padded armrest for maximum reach and comfort in all directions.

65mm castors and ergonomic base design to help encourage movement.

A fully articulated and height adjustable headrest for maximum reach and flexibility.

Soft zone built into the seat for coccyx relief as standard.



1. SEAT HEIGHT | 2. SEAT DEPTH | 3. BACK HEIGHT | 4. BACK ANGLE CONTROL
5. ARM HEIGHT | 6. ARM WIDTH | 7. BACK RECLINE TENSION | 8. HEAD REST ADJUSTMENT

workstation assessments

manual handling

postural training

DSE training


product testing

active ergonomics

focused on supporting life at work

Active Ergonomics is a specialist department within Orangebox

that works closely with incumbent occupational health and safety advisors, we ensure suitable measures are taken to provide the correct seating for individuals.



We are born with a healthy 'S' shape spine



Habit, misfits in furniture and poor design mean we lose it

We have a national network of associate ergonomists who can provide regional support and online advice. As a registered consultancy with the Ergonomics Society we have helped over 10,000 individuals with their seating needs. For more information visit www.active-ergonomics.co.uk



Technical Specification -

Range of adjustments:

Seat height: approx. 415 to 525mm
Seat Depth: 380 to 455mm as standard.
Backrest height: FLO - LB & FLO - LBA - 380mm with 100mm additional height adjustment
Backrest height: FLO - MB & FLO - MBA - 520mm with 100mm additional height adjustment
Backrest height: FLO - HB & FLO - HBA - 600mm with 100mm additional height adjustment
Backrest width: (widest) 500mm
Armrest height: from seat 160 to 260mm
Armrest width: 370 to 530mm

Optional upcharges:

- Headrest (retrofittable)
- Extra height gaslift and footring
- Extra height gaslift and footplate
- Glides
- Brake loaded castors

Available in a range of fabrics and leathers.



trained
ergonomics advice
is always at hand
even after installation





9

8

7

6

5

4

3

2

1

ARM HEIGHT

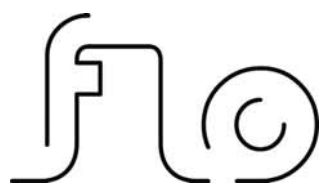
5

4

3

2

1



with everyone in mind

Orangebox Ltd
Head Office & Manufacturing.
Penallta Industrial Estate,
Hengoed,
Mid Glamorgan
CF82 7SU

email. info@active-ergonomics.co.uk
www.active-ergonomics.co.uk